



# God and Mortals

## Engage

On **Friday 17<sup>th</sup> April** the children will come dressed as their favourite God OR bring in a prop related to their god (e.g. a thunder bolt for Zeus). Dressed as their favourite, we will then spend the day learning about life in Ancient Greece, creating olive wreaths and learning some traditional Greek dances!



## Develop

### Children will then learn about...

**English** – When looking at the different gods, the children will be creating a character profile of their chosen god. In addition to this, we will also be writing diaries from the perspective of Icarus and Daedalus. The best of course, is saved for last as the children will be writing their own myths full of monsters and mighty heroes/heroines!

**History/Geography** – We will be exploring all that Ancient Greece and present-day Greece has to offer. Ever wondered what it would be like to be a soldier? Well we are going to find out what it would be like to be a soldier in the Greek Army as well as looking at the famous battle formation, the Phalanx!

**ART/Design and Technology** – We will look at the Battle of Troy and design and make our own Troy Vessel. Can the children sneak in unnoticed? We will also be making our own repeating patterns and looking at Greek pottery.



## Innovate

The children will be reading the myth, Pandora's Box. We will be designing and making our own box to fill with hope, good feelings and things that make us happy! Your child may be asked to bring in items from home that represent these things. Later, we'll present our boxes to Zeus, so we will have to make sure it's fit for the king of all the gods!



**If you have any spare shoeboxes, they would be greatly appreciated for this activity.**

## Express

Once the children have created their own box, they will be asked by Zeus to become a deity. They will need to think carefully about what they will stand for and create their own character profile for this.

### Key Vocabulary

**conquer, god, labyrinth, minotaur, Mount Olympus, hoplite, myth, city-state, Battle of Marathon, Olympic**

### Other Areas To Be taught discreetly

**Maths** – We will begin the half term looking at mass, capacity, and understanding grams, kilograms, litres and millilitres. We will also return to fractions, adding, and subtracting them.











**RE/PSHE** – In RE, our big question this half term is 'How do festivals and family life show what matters to Jewish people?'. In PSHE we will be asking the children what they have in common with one another as well as resolving conflicts.

Look out for a copy of the Knowledge Organiser for this topic. It outlines the information that your child will need to know and remember at the end of this half term. Have fun learning with your children, talk to them about the content and maybe have a quiz together! This will be emailed to you.



Thank you for your continued support with your child's education.

# Other Information for you to know this half term in Year Three

	  <h2 style="text-align: center;">God and Mortals</h2> 
<h2 style="text-align: center;">Home Reading</h2> 	<p>Please find time to hear your child read and discuss the contents of their book for at least 10 minutes a day. <b>The expectation for reading at home is at least 3 times a week.</b> Once they have read a book, they are expected to bring it back to school, tell a teacher they have read it then they will complete a quiz on it on Accelerated Reader. It is recommended that they <b>read over their books twice</b> if they are shorter books so that they understand the book before completing quizzes on them.</p> <p>Parents can now check their children's progress on their quizzes on Accelerated Reader via 'Home Connect'. Use your child's login details to access their latest scores. You can see if your child is gaining points towards their half-termly target.</p> <div style="border: 1px solid #ccc; padding: 5px; width: fit-content; margin-left: auto; margin-right: auto;"> <p style="color: #e67e22; font-weight: bold;">Welcome</p> <p style="font-size: small;">Enter student login used at school</p> <p>User Name <input style="width: 100%;" type="text"/></p> <p>Password <input style="width: 100%;" type="password"/></p> <p style="text-align: right; font-size: x-small;">Log In</p> </div> <p><a href="https://ukhosted119.renlearn.co.uk/6711018/HomeConnect/">https://ukhosted119.renlearn.co.uk/6711018/HomeConnect/</a></p>
<h2 style="text-align: center;">Spellings</h2> 	<p>Spelling tests will be on <b>Fridays</b>. It is important that the children practice regularly at home. Children will get their new spellings every week in their own spelling book. They are to bring these in every Wednesday or Friday for their test and for their new spellings. They should be practising them <u>3 times a week</u> so that they have a better chance of getting a better score on their test. <u>Spellings are also available on the school website.</u></p>
<h2 style="text-align: center;">PE</h2> 	<ul style="list-style-type: none"> <li>PE will often be twice a week and children <b><u>need their kits in school every day.</u></b> They will be sent home at half term.</li> <li>During this half-term, Forest End children will be taking part in <b>athletics and gymnastics</b> while Church End children will be <b>taking part in yoga with Helen and athletics.</b> They may go outside for this so it's important that they have an alternate PE kit for outdoors (jogging bottoms as well as shorts).</li> </ul> 
<h2 style="text-align: center;">Fruit</h2> 	<ul style="list-style-type: none"> <li>If your child would like a piece of fruit at break time please make sure they <b>bring their own into school.</b></li> </ul>
<h2 style="text-align: center;">Other Information</h2>	<ul style="list-style-type: none"> <li><b>Big Ideas Homework</b> – A new piece of homework will be sent out at the beginning of every month. The children need to bring their books in so they can get the new piece of homework stuck in. They only have to complete one of the two pieces given so they can choose the one that interests them the most.</li> <li><b>TTRockstars</b> - <a href="https://trockstars.com/">https://trockstars.com/</a> - Children can practise their times tables knowledge here – make use of the 'jamming' section as they can pick which times tables to practise and the 'garage' section where tables are set by your child's class teacher.</li> </ul> 
<p>Please do not hesitate to contact us if you have any concerns. You are welcome to email or call the office to speak with your child's teacher who will then contact you as soon as possible.</p>	